



PERFECT VISION

PORCELAIN TILE

COLORS:



Zinc



Lithium



Chromium



Graphite

MOSAIC OPTIONS:




2x2 in. Matte



2x2 in. Matte



2x2 in. Matte




2x2 in. Matte

SIZES:

32"x32"
Rectified Matte



24"x48"
Rectified Matte



24"x24"
Rectified Matte



12"x24"
Rectified Matte



TRIMS:


3"x24"
Bullnose



TECHNICAL INFORMATION:


SPECS	TEST	HERO VALUES
WATER ABSORPTION	ANSI / ISO - (%)	< 0.5%
ABRASION RESISTANCE	ANSI / ISO	CLASS 4
SCRATCH HARDNESS	ANSI / ISO - (Mohs)	9
BREAKING STRENGTH	ANSI - (lbf) ISO - (N)	≥450 ≥2000
SLIP RESISTANCE	ANSI - DCOF (WET) ISO - R VALUE	MATTE ≥0.55 MATTE R10
CHEMICAL RESISTANCE	ANSI / ISO	CLASS A
STAIN RESISTANCE	ANSI / ISO	CLASS A / CLASS 5
FROST RESISTANCE	ANSI / ISO	PASS

Test values are based on ANSI / ISO standards according to: ANSI A137.1 - Porcelain tile P1 Class, ISO 13006 - G - Bia Group, En 14411 - G - Bia Group. Variances in test values can occur in different production




V1

UNIFORM APPEARANCE
Differences among pieces from the same production run are minimal.




V2

SLIGHT VARIATION
Clearly distinguishable differences in texture and/or pattern with similar colors.



V3

MODERATE VARIATION
While the colors present on a single piece of tile will be indicative of the colors to be expected on the other tiles, the amount of colors on each piece will vary significantly.



V4

SUBSTANTIAL VARIATION
Random color differences from tile to tile, so that one tile may have totally different colors from that on other tiles. Thus, the final installation will be unique.

