


HERO

FLOORING


Accessories Stair Parts Price List

STANDARD TREAD




A standard box tread is installed at an enclosed staircase or stepdown fit tight between two walls at both ends.

STANDARD TREAD ONE END RETURN




A one end return tread is installed at an open end/sided staircase or stepdown. This tread must be ordered as right hand or left hand, determined by facing the steps from the bottom with the left side or right side needing the return end.

STANDARD TREAD DOUBLE END RETURN



A double end return tread is installed with both ends open requiring a return on both sides. This tread must be ordered with the required inside dimension from each inside edge of the return.

STANDARD RISER



A standard riser is the vertical piece fit under each tread. Only the face of each riser is finished with unfinished sides unless specified.

**Pricing includes the following: European white oak (consisting of character and knots), treatment and finish to match flooring.
 All transitions to be ordered to the nearest lineal foot (minimum length at 3' - maximum length at 10' - over 10' call for pricing)

**Any custom transition can be fabricated in thickness, dimension and detail by request. Please call for pricing.*

**This document supersedes all previously dated documents and pricing*