



# CONNECT

PORCELAIN TILE

COLORS:



Chromium



Carbon




Lithium



Palladium

**SIZES:**

24"x24" – 9mm  
Rectified Matte



24"x48" – 10mm  
Rectified Matte



12"x24" – 9mm  
Rectified Matte




**TRIMS:**

3"x24"  
Bullnose

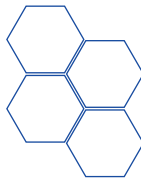


**MOSAICS:**


2" Hexagon Mosaic  
Matte



6" Hexagon Mosaic  
Matte

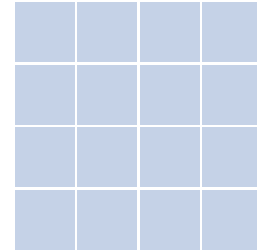


2"x2" Mosaic  
Matte




**TECHNICAL INFORMATION:**

SPECS	STANDARD	HERO VALUES
ABRASION RESISTANCE	ANSI / ISO	CLASS 4
SCRATCH HARDNESS	ANSI / ISO	9
SLIP RESISTANCE	ANSI - DCOF (WET)	MATTE ≥ 0.50
	ISO - R VALUE	MATTE R10
WATER ABSORPTION	ANSI / ISO	< 0.5%




**V1**

**UNIFORM APPEARANCE**  
Differences among pieces from the same production run are minimal.




**V2**

**SLIGHT VARIATION**  
Clearly distinguishable differences in texture and/or pattern with similar colors.



**V3**

**MODERATE VARIATION**  
While the colors present on a single piece of tile will be indicative of the colors to be expected on the other tiles, the amount of colors on each piece will vary significantly.



**V4**

**SUBSTANTIAL VARIATION**  
Random color differences from tile to tile, so that one tile may have totally different colors from that on other tiles. Thus, the final installation will be unique.

