

An outdoor dining area featuring a light-colored porcelain tile floor. Several dark metal tables and chairs are arranged in rows. Each table is set with white plates, glasses, and a white ceramic pitcher. The background shows a lush green landscape with trees and a cloudy sky. The text "SURFACE" is overlaid in large white letters, and "PORCELAIN TILE" is overlaid in smaller white letters below it.

SURFACE

PORCELAIN TILE

COLORS:




Ash



Earth



Ice



Mica

SIZES:

12"x24" Pressed Matte



13"x13" Pressed Matte



16"x32" Pressed Matte




TRIM:

3"x12" Bullnose Matte



MOSAIC:


2x2 in. Basketweave Polished/Matte



TECHNICAL INFORMATION:


SPECS	STANDARD	HERO VALUES
WATER ABSORPTION	ANSI / ISO - (%)	< 0.5%
ABRASION RESISTANCE	ANSI / ISO	CLASS 0
SCRATCH HARDNESS	ANSI / ISO - (Mohs)	8
BREAKING STRENGTH	ANSI - (lbf)	≥350
	ISO - (N)	>1500
SLIP RESISTANCE	ANSI - DCOF (WET)	MATTE ≥0.50
	ISO - R VALUE	MATTE R10
CHEMICAL RESISTANCE	ANSI / ISO	CLASS B / CLASS A
STAIN RESISTANCE	ANSI	CLASS A
	ISO	CLASS 5
FROST RESISTANCE	ANSI / ISO	PASS

Test values are based on ANSI / ISO standards according to: ANSI A137.1 Non-Vitreous P4 Class, ISO 13006 - L - Group BIII, EN 14411- L - Group BIII. Variances in test values can occur in different production lots.




V1

UNIFORM APPEARANCE
Differences among pieces from the same production run are minimal.




V2

SLIGHT VARIATION
Clearly distinguishable differences in texture and/or pattern with similar colors.



V3

MODERATE VARIATION
While the colors present on a single piece of tile will be indicative of the colors to be expected on the other tiles, the amount of colors on each piece will vary significantly.



V4

SUBSTANTIAL VARIATION
Random color differences from tile to tile, so that one tile may have totally different colors from that on other tiles. Thus, the final installation will be unique.